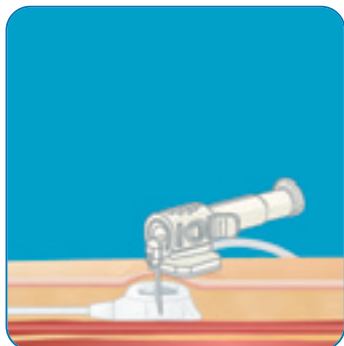


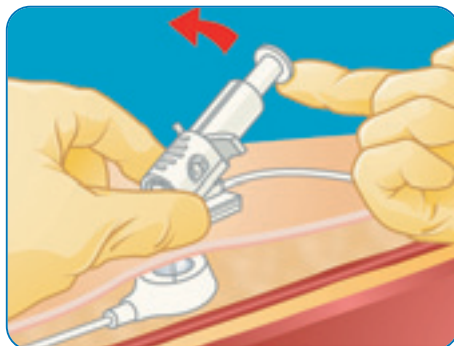
PolyPerf® Safe - PPS

HUBER NEEDLE WITH CONNECTING LINE 100% safe

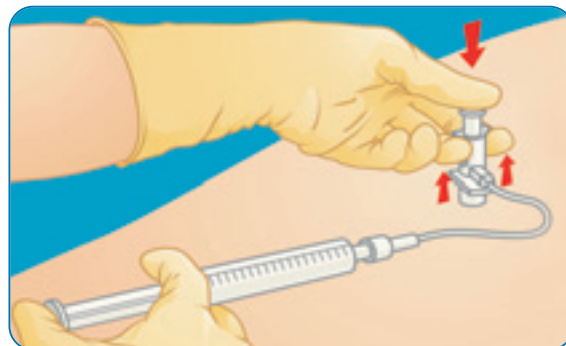
Withdrawal of the needle



Normal position for use (piston horizontal) before withdrawal.



Preparation : lift the piston from the horizontal position to the vertical position.



Using your thumb, lower the piston to put it in contact with the skin and simultaneously lift the extractor (with an upwards movement) until there is a CLIC corresponding to the total locking of the needle.

This final operation eliminates any risk of accidental pricking.

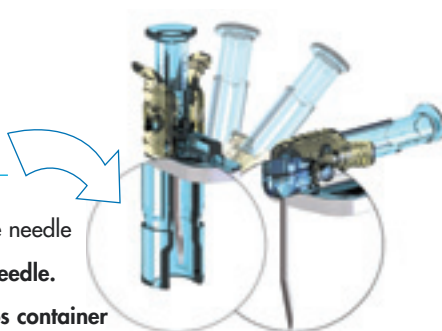
POLYPERF Safe allows you to perform positive pressure, during withdrawal of the needle.

100% SAFE : PROTECTION OF THE POINT AND BODY OF THE NEEDLE.

Prevention of ABE*

- **No risk of pricking yourself**
No rebound effect at the withdrawal of the needle
- **No risk of contact with the body of the needle.**
- **Total protection up to discarding in sharps container**

*Accidental Blood Exposure



PRACTICAL : reminder of the colour code on the POLYPERF® Safe system

POSITIVE PRESSURE

- **According to implantable port using recommendations.**
- **Withdrawal of the needle with only one hand**

Gauge	Ø of the needle (mm)	Length of the needle (mm)	References (without lateral injection site)	Reference (with lateral injection site)
22G	0,7	15	601507*	-
	0,7	17	601707	-
	0,7	20	602007	612007
	0,7	25	602507	612507
	0,7	30	603007	-
	0,7	35	603507	-
20G	0,9	17	601709	-
	0,9	20	602009	612009
	0,9	25	602509	612509
	0,9	30	603009	-
	0,9	35	603509	-
19G	1,1	17	601711	-
	1,1	20	602011	612011
	1,1	25	602511	612511
	1,1	30	603011	-
	1,1	35	603511	-

POLYPERF® Safe is compatible with all types of implantable ports and especially with POLYSITE® from PEROUSE MEDICAL. POLYPERF® Safe is packed in box of 12 units. Sterilisation by ethylene oxide.

* For pediatric use only.

CE 0459